



# HAMMER DRILLS

# SDS-PLUS

TOOLS FOR THE SPECIALIST



PNEUMATIC



HYDRAULIC



ATEX





# SYSTEM CONCEPT



Tool holder  
SDS-plus shank



Depth stop  
with integrated rinsing connection



Handle with  
lever control



ATEX-Safety Class



Hydraulic type



Pneumatic or hydraulic drive



Type for underwater operation



## PNEUMATIC



The pneumatic hammer drill with SDS-plus shank for drilling up to diameter 28 mm in concrete. The impact mechanism can be switched on and off.




ORDER NO.	ATEX Specification	Tool holder	Drilling capacity in concrete dia.	Speed (free)	Blows per minute	Power	Air consumption	Noise level LpA	Vibration level	Weight	PNEUMATIC 		OPER. PRESSURE 6 Bar		ATEX 		
											mm	rpm	rpm	kW	m <sup>3</sup> /min	dB(A)	m/s <sup>2</sup>
<b>2 2404 0010</b>	II2GExhIIBT6Gb	SDS-plus	5-28	625	3,000	0.5	0.60	93	4.5	6.3							
<b>2 2408 0010</b>	IM2ExhIMbT6	SDS-plus	5-28	625	3,000	0.5	0.60	93	4.5	9.5							

Subject to technical change. Performance data at an operating pressure of 6 bar.

## PNEUMATIC




The pneumatic hammer drill with SDS-plus shank for drilling up to diameter 28 mm in concrete. The impact mechanism can be switched on and off. The hammer drill is usable as well for under water operation.

BEST.-NR.	ATEX Specification	Tool holder	Drilling capacity in concrete dia.	Speed (free)	Blows per minute	Power	Air consumption	Noise level LpA	Vibration level	Weight	PNEUMATIC 		OPER. PRESSURE 6 Bar		ATEX 		UNDERWATER OPERATION 	
											mm	rpm	rpm	kW	m <sup>3</sup> /min	dB(A)	m/s <sup>2</sup>	kg
<b>2 2404 0040</b>	II2GExhIIBT6Gb	SDS-plus	5-28	625	3,000	0.5	0.60	93	4.5	6.3								



Subject to technical change. Performance data at an operating pressure of 6 bar.

## HYDRAULIC

The pneumatic hammer drill with SDS-plus shank for drilling up to diameter 28 mm in concrete. The impact mechanism can be switched on and off. The hammer drill is usable as well for under water operation. Type 2 2426 0010 with integrated pressure relief valve (inlet pressure max. 140 bar).



Hydraulic hose set coupling:  
1/2"FF-Flat-Face coupling, ISO 16028, 1/2"BSP/BG2.

ORDER NO.	ATEX Specification	Tool holder	Drilling capacity in concrete dia.	Speed (free)	Blows per minute	Power	Volume flow	Noise level LpA	Vibration level	Weight	HYDRAULIC 		OPER. PRESSURE 80/140 <sup>1)</sup> Bar		UNDERWATER OPERATION 		
											mm	rpm	rpm	kW	l/min	dB(A)	m/s <sup>2</sup>
<b>2 2406 0010</b>	II2GExhIIBT5Gb	SDS-plus	5-28	500	3,400	1.2	15-45	92	4.5	8.2							
<b>2 2426 0010<sup>1)</sup></b>	II2GExhIIBT5Gb	SDS-plus	5-28	500	3,400	1.2	15-25	92	4.5	8.2							

Subject to technical change. <sup>1)</sup> with integrated pressure relief valve Performance data at an operating pressure of 80 bar.

# TECHNICAL DATA



# SYSTEM ACCESSORIES

## HARD METAL HAMMER DRILL BITS SDS-PLUS

ORDER NO.	Drill bit dia. [mm]	Usable length [mm]	ORDER NO.	Drill bit dia. [mm]	Usable length [mm]	ORDER NO.	Drill bit dia. [mm]	Usable length [mm]
9 2513 1550	5	100	9 2513 1610	12	100	9 2513 1680	20	250
9 2513 1560	6	100	9 2513 1620	12	200	9 2513 1700	22	200
9 2513 1570	8	100	9 2513 1630	14	100	9 2513 1710	22	400
9 2513 1580	10	100	9 2513 1640	14	200	9 2513 1730	25	200
9 2513 1590	10	200	9 2513 1660	16	250	9 2513 1740	25	400



## MISC. ACCESSORIES

ORDER NO.	Pos.	Description	For type
9 2902 0200	1	Quick-release chuck for dia. 1,5 up to dia. 13 mm shank	
9 2902 0210	2	Adapter SDS-plus for quick-release chuck	
2 2404 9950		Adapter SDS-plus R 1/2"	
2 2406 9010	3	Hydraulic hose set	2 2406, 2 2426
2 2406 9800	4	Safety block (inlet pressure up to 140 bar, max. 25 l/min)	2 2406
2 2406 9900	4	Safety block (inlet pressure up to 350 bar, max. 50 l/min)	2 2406
9 2406 0260	5	Service unit, portable, pressure regulator 3/4"	2 2404, 2 2408
9 2406 0650	6	Service unit, portable, protection housing, pressure regulator 3/4"	2 2404, 2 2408
9 9910 0050	7	Carrying case	2 2404, 2 2408
5 1212 9000	7	Carrying case	2 2406, 2 2426
9 9902 0120	8	Multi oil for cleaning and protection	

More accessories on request.



## DRILLS RANGE

### PISTOL DRILLS



### PISTOL HAMMER DRILLS




### CORNER DRILLS



### HAMMER DRILLS



### CORE DRILL UNITS



### MAGNETIC CORE DRILL UNITS

